

Reforming States Group Pre-Conference on Aging

Lindsay Goldman, LMSW

Bob Wolf, JD, MUP

Nashville

November 11, 2015



The
Reforming
States
Group



Perception



NBC NEWS HOME TOP VIDEOS ONGOING: UKRAINE CRISIS SOUTH KOREA FERRY

U.S. WORLD LOCAL POLITICS HEALTH TECH SCIENCE POP CULTURE BUSINESS INVESTIGATIONS SPORTS MORE

Aging Tsunami: As Crisis Grows, a Search for Help

BY LISA RIORDAN SEVILLE

The Telegraph

Home Video News **World** Sport Finance Comment Culture Travel Life Women Fa

USA Asia **China** Europe Middle East Australasia Africa South America Central Asia

Afghanistan Pakistan India North Korea South Korea **Japan** Kazakhstan

HOME » NEWS » WORLD NEWS » ASIA » JAPAN

World faces ageing population time bomb says UN

The world needs to take urgent action to cope with the impact of a rapidly ageing population, according to a new report, which forecast that the number of people older than 60 would surpass one billion within a decade.

Home International Editions Digital Newsstand

FOREIGN AFFAIRS
Published by the Council on Foreign Relations

New Issue Archive Regions Topics Features Discussions Video Books & Reviews Classroom

Home » Features » Essays

Gray Dawn: The Global Aging Crisis

Review Trip Itinerary

✈ Fare Details	
1 Adult (18-64)	\$128.00
Additional Taxes/Fees *	\$28.20
Total	\$156.20

Reality

16% Employed

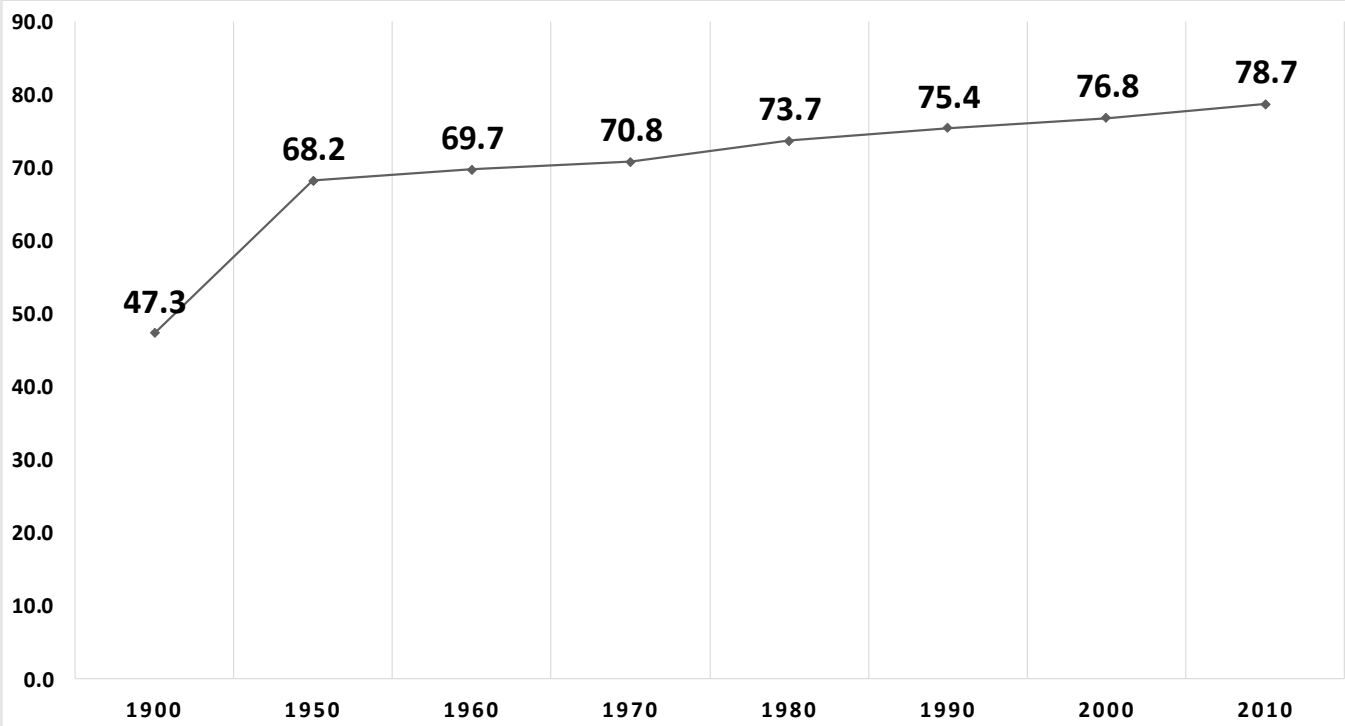
50% Discretionary Spending

72% Vote

64% No Disability

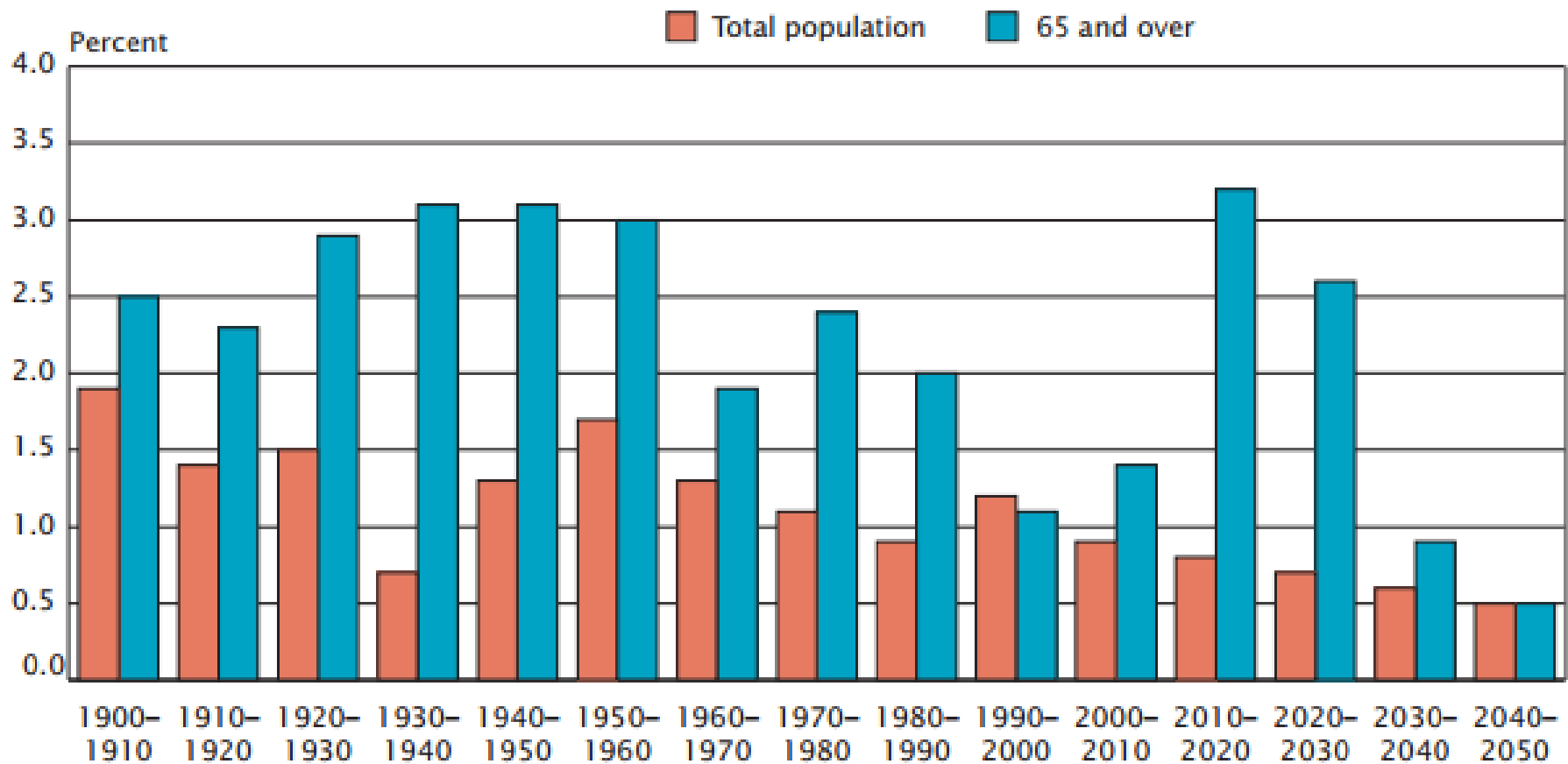


American Life Expectancy

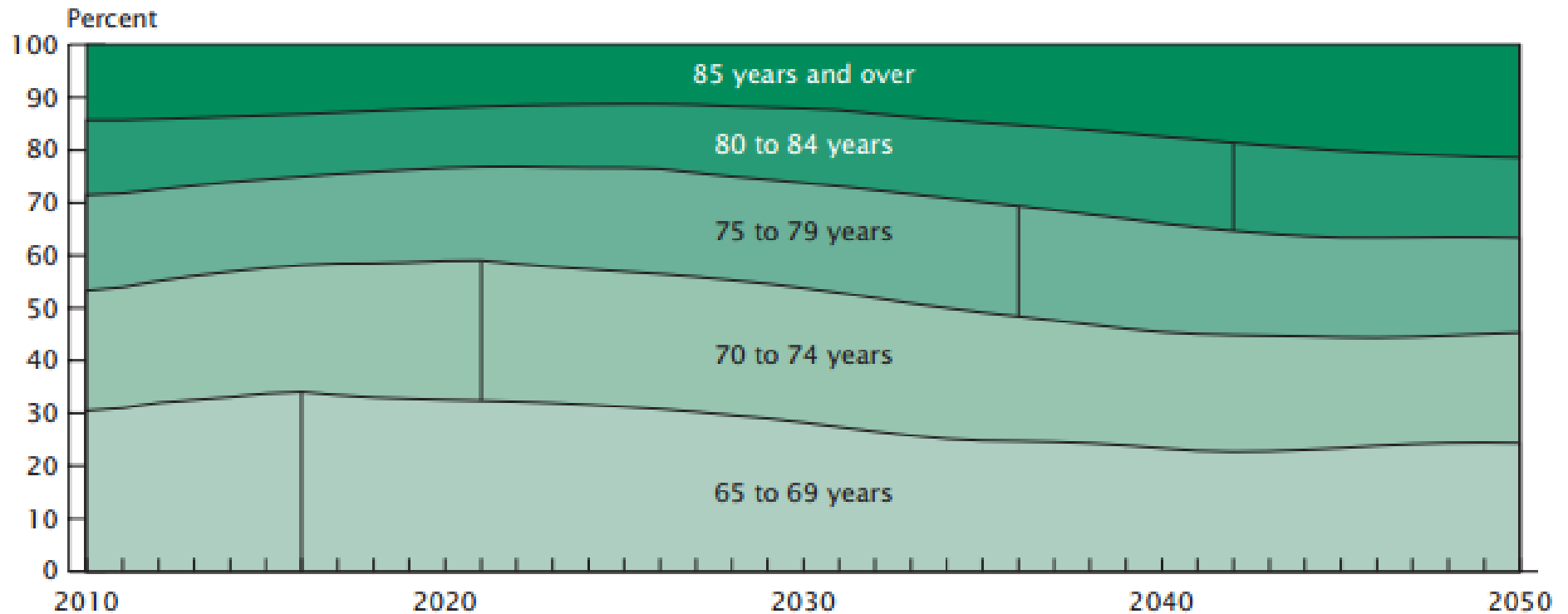


	State	Male	Female
1	MN	78.7	84.7
2	CT	78.6	83.3
3	CA	78.3	83.1
4	UT	78.3	82.9
5	VT	78.2	82.8
6	MA	78.1	82.7
7	HI	78	82.6
8	NH	78	82.5
9	NY	77.9	82.5
10	NJ	77.8	82.4

United States: 65+ Population Growth



Distribution of U.S. Projected Older Population by Age: 2010 to 2050



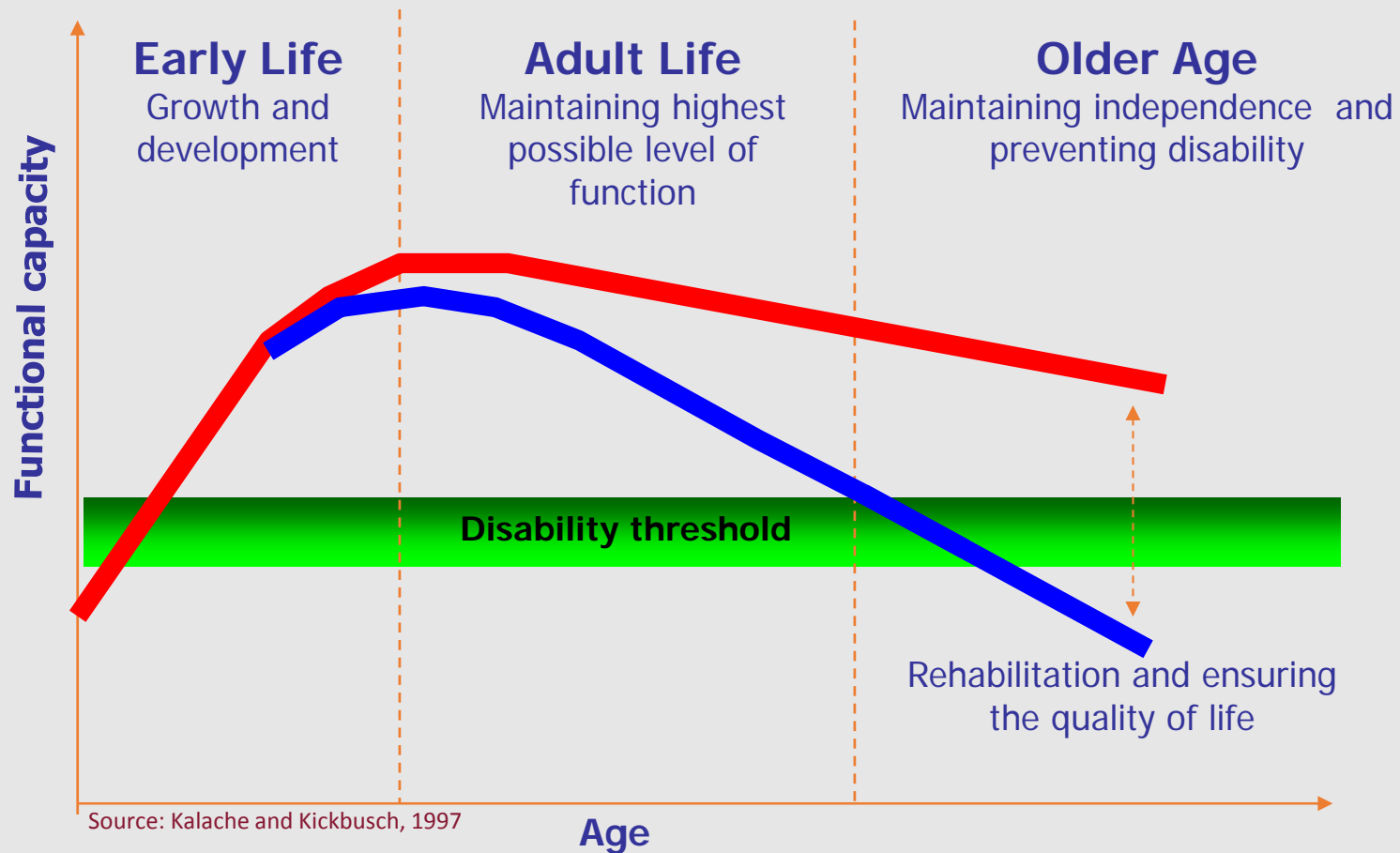
Note: Line indicates the year that each age group is the largest proportion of the older population.

Source: U.S. Census Bureau, 2008.

States With Largest Population 65+

Rank	Population 65 and over		Rank	Percent 65 and over of state population	
	State	Number		State	Percent
1	California	4,246,514	1	Florida	17.3
2	Florida	3,259,602	2	West Virginia	16.0
3	New York	2,617,943	3	Maine	15.9
4	Texas	2,601,886	4	Pennsylvania	15.4
5	Pennsylvania	1,959,307	5	Iowa	14.9
6	Ohio	1,622,015	6	Montana	14.8
7	Illinois	1,609,213	7	Vermont	14.6
8	Michigan	1,361,530	8	North Dakota	14.5
9	North Carolina	1,234,079	9	Rhode Island	14.4
10	New Jersey	1,185,993	10	Arkansas	14.4
11	Georgia	1,032,035	11	Delaware	14.4
12	Virginia	976,937	12	Hawaii	14.3
13	Massachusetts	902,724	13	South Dakota	14.3
14	Arizona	881,831	14	Connecticut	14.2
15	Tennessee	853,462	15	Ohio	14.1
16	Indiana	841,108	16	Missouri	14.0
17	Missouri	838,294	17	Oregon	13.9
18	Washington	827,677	18	Arizona	13.8
19	Wisconsin	777,314	19	Massachusetts	13.8
20	Maryland	707,642	20	Michigan	13.8

Aging & the Life Course



Determinants of Active Aging

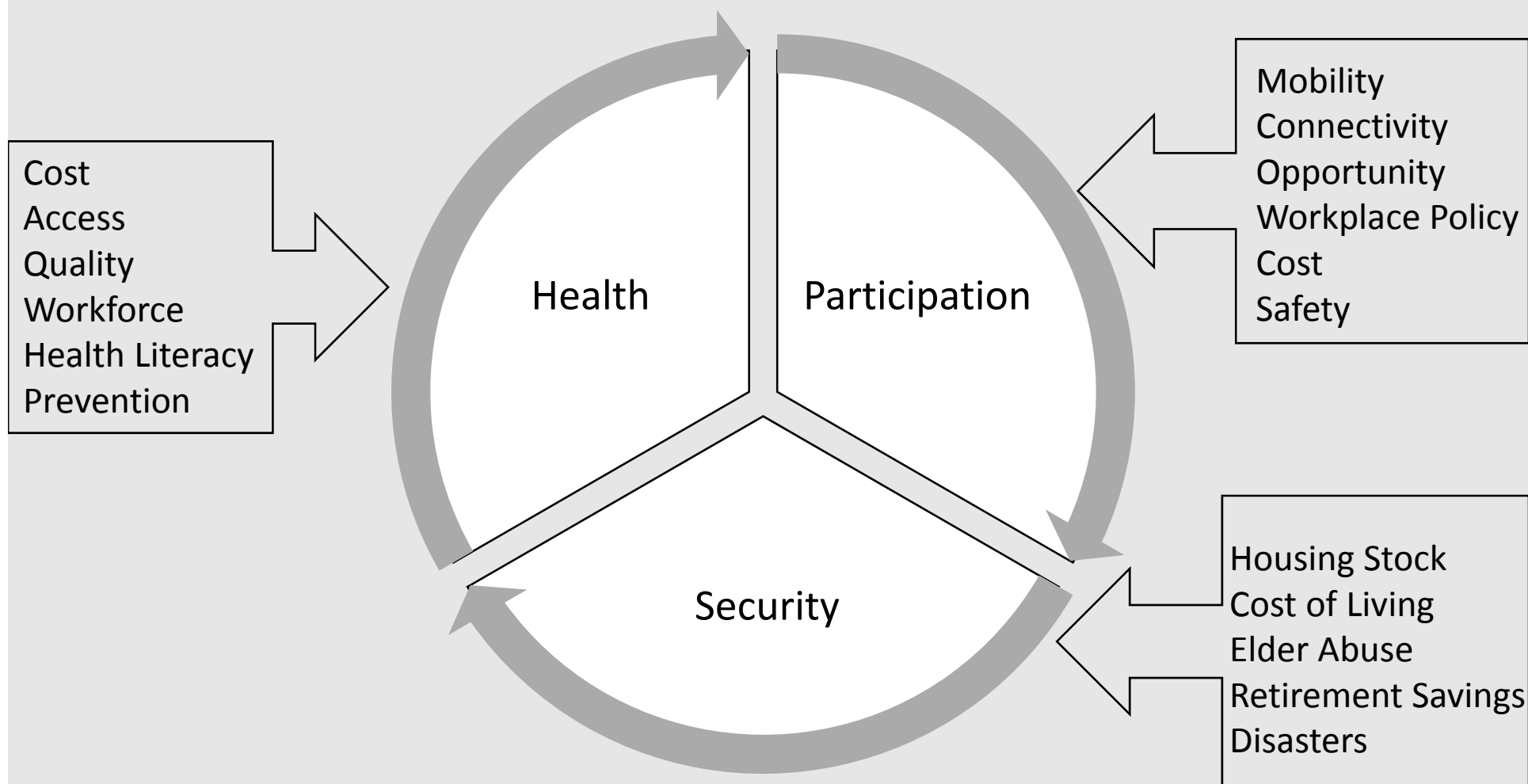


World Health Organization, 2002

Current Policy Challenges

- Medicalization of aging
- Inadequate policies & funding for interventions outside of healthcare
- What is the long-term vision and policy response for adding life to years?

Challenges & Opportunities



Participation: Age-friendly Communities



Outdoor space & buildings



Transportation




Communication & information



Housing



Respect & social inclusion



Social participation



Civic participation & employment



Community support & health services

Health: Preventive Services

- Walkability
- Health literacy
- Falls prevention
- Immunization
- Healthy Food Access
- Substance Abuse
- Sexual Health
- Mental Health



Health: Delivery & Services

Unpaid Caregivers

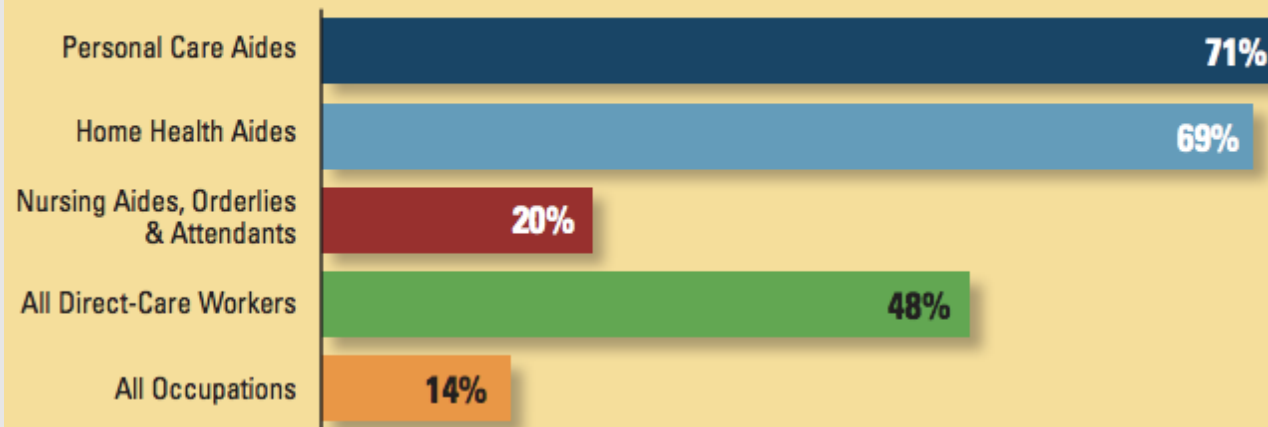
- 43.5 million caregivers caring for person 50+
- 14.9 caring for person with dementia
- 2/3 older people receiving long-term care services in the community get ALL of their care from a family member
- Caregiver ratio currently 7:1 → projected to be 4:1 by 2030

CARE Act
Respite & Day Programs
Stipends
Paid Family Leave
EAP Benefits
Uber-Style Access to Care

Health: Delivery & Services

Direct Care Workers Deliver 70-80% of Paid Long-term Care

Growing Demand for Direct-Care Workers in the U.S., 2010–2020

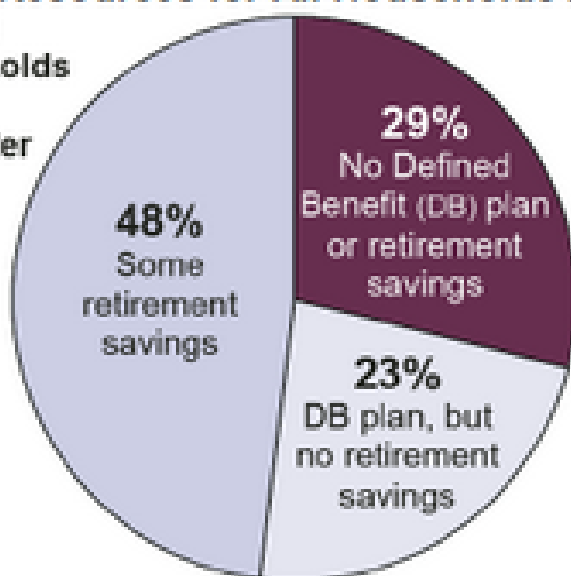


Core Curriculum
Workforce Training at State
Universities
Structured Career Ladder
Geriatrics → Primary Care
Partnership with high schools
Referral & Registry Centers

Security: Financial

Select Resources for All Households Age 55 and Older

Among households age 55 and older



Of those 29%...



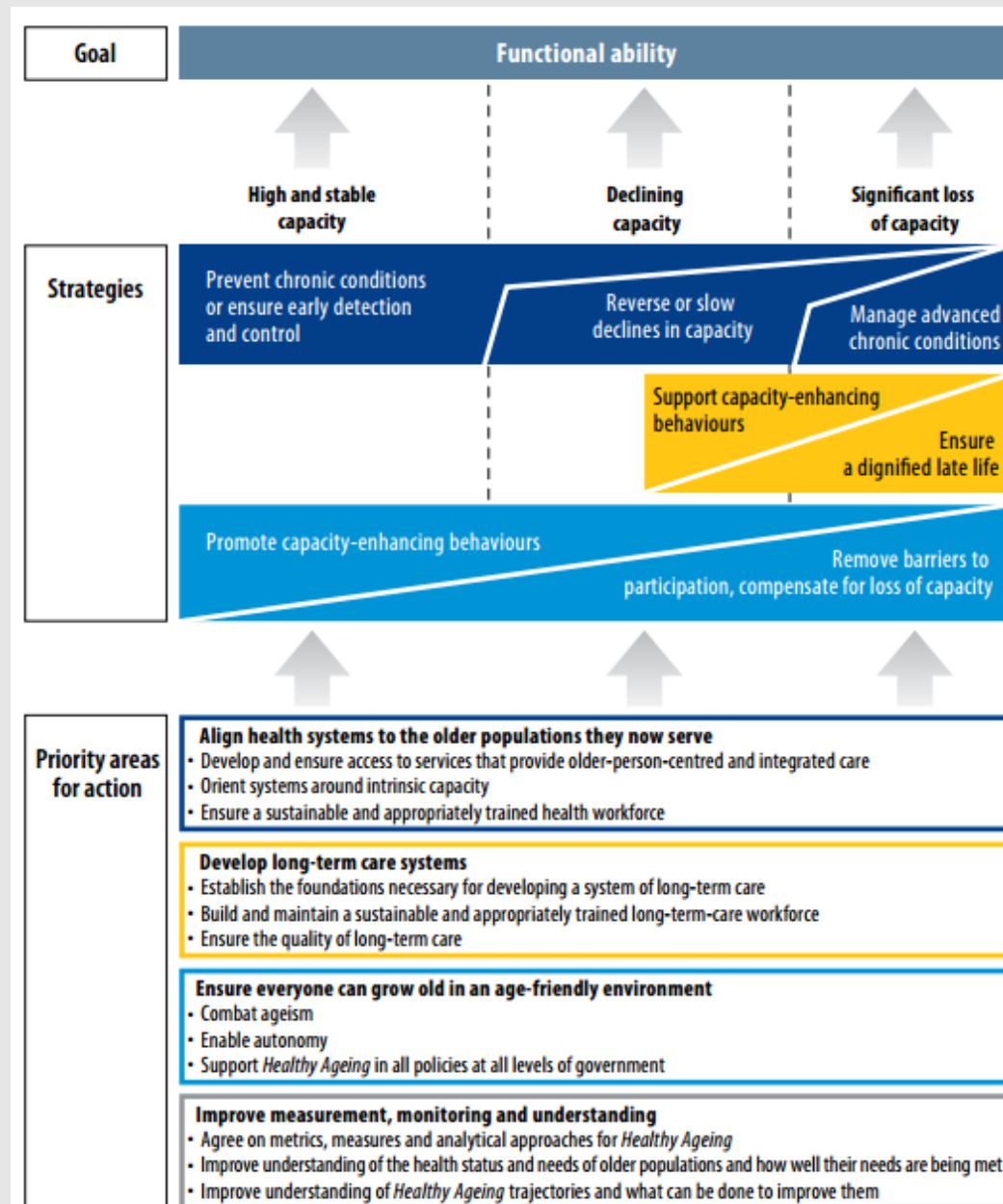
Home ownership



Source: GAO analysis of 2013 Survey of Consumer Finances (SCF) data. | GAO-15-419

4-5% of Older People Have Experienced Financial Exploitation

Public Health Approach



Community Change: Public Health Approach

Elements for Success:

- Social Determinants of Health
- Aligned Resources
- Multi-Sector Commitment
- Disruptive
- Shared Vision
- Leadership
- Long-term Sustained Investments
- Measurable Data

So Who Pays for This???

- Federal \$ - Medicaid Waivers and SIM's
- PCORI
- Social Investment Funds & Venture Philanthropy
- Public/Private Partnerships
- Fostering Social Entrepreneurship
- Use of Tax Cuts and Incentives

For Additional Information

Lindsay Goldman

Deputy Director, Healthy Aging

The New York Academy of Medicine

212.419.3562

goldman@nyam.org

Agefriendlynyc.org

Intra-State Discussion Questions

Report Back:

- What models have worked well in your state that might be replicable in other states?
- What do you see as your state's biggest challenges and opportunities associated with an aging population over the next 10 years?

Additional Questions:

- In reflecting on today's presentations, in what ways has your thinking changed about your state's aging population?
- How can the widest range of public resources (e.g. educational and cultural institutions, transportation, parks & recreation, etc.) be leveraged to keep older people healthy and engaged?
- How can you mobilize private industry to effectively employ and better serve older people?
- What steps can you take to help people under 60 prepare for the financial and health-related challenges of aging?